


1. Name of Listed Entity: **Goldstar Power Limited**
2. Scrip Code/ Name of Scrip/ Class of Security: **GOLDSTAR**
3. Share Holding Pattern Filed under: **31a**
4. Share Holding Pattern as on :**09-Oct-2017**
5. **Declaration:** The Listed entity is required to submit the following declaration to the extent of submission of information:-


S. No.	Particulars	Yes/No	
1	Whether the Listed Entity has issued any partly paid up shares?	No	
2	Whether the Listed Entity has issued any Convertible Securities or Warrants?	No	
3	Whether the Listed Entity has any shares against which depository receipts are issued?	No	
4	Whether the Listed Entity has any shares in locked-in?	Yes	Promoter and Promoter Group
5	Whether any shares held by promoters are pledge or otherwise encumbered?	No	
6	Whether the Listed Entity has issued any differential Voting Rights?	No	



GOLDSTAR POWER LIMITED
D. B. Drake
 Company Secretary


Table I-Summary Statement holding of specified securities

Category (I)	Category of shareholder (II)	Nos. of shareholders (III)	No. of fully paid up shares held (IV)	No. of Partly paid-up equity shares held (V)	No. of shares underlying Depository Receipts (VI)	Total nos. shares held (VII) = (IV)+(V)+(VI)	Shareholding as a % of total no. of shares (calculated as per SCRR, 1957) (VIII)	Number of Voting Rights held in each class of securities (IX)				No. of Shares Underlying Outstanding convertible securities (including Warrants) (X)	Shareholding, as a % assuming full conversion of convertible securities (as a percentage of diluted share capital) (XI) = (VII)+(X)	Number of Locked in shares (XII)		Number of Shares pledged or otherwise encumbered (XIII)		Number of equity shares held in dematerialized form (XIV)
								No. of Voting Rights			Total as a % of (A+B+C)			No. (a)	As a % of total Shares held (b)	No. (a)	As a % of total Shares held (b)	
								Class seg: X	Class seg: Y	Total								
A	Promoter & Promoter Group	11	7800000	0	0	7800000	72.91	7800000	0	7800000	72.91	0	72.91	7800000	100.00			7800000
B	Public	191	2898000	0	0	2898000	27.09	2898000	0	2898000	27.09	0	27.09		0.00			2898000
C	Non Promoter-Non Public	0	0	0	0	0	0.00	0	0	0	0.00	0	0.00	0	0.00	0	0.00	0
C1	Shares underlying DRs	0	0	0	0	0	0.00	0	0	0	0.00	0	0.00		0.00			0
C2	Shares held by Employee Trusts	0	0	0	0	0	0.00	0	0	0	0.00	0	0.00		0.00			0
	Total	202	10698000	0	0	10698000	100.00	10698000	0	10698000	100.00	0	100.00	7800000	72.91			10698000



GOLDSTAR POWER LIMITED

D.B. Thakur





GOLDSTAR POWER LIMITED

D. B. Thakur
Company Secretary

Table II- Statement showing shareholding pattern of the Promoter and Promoter Group

Category & Name of the Shareholders (i)	PAN (ii)	No. of share older (iii)	No. of fully paid up equity share held (iv)	Partly paid-up equity shares held (v)	Nos. of shares underlying Depository Receipts (vi)	Total nos. shares held (vii=iv+v+vi)	Shareholding % calculate as per SCRR, 1957 (viii)	Number of Voting Rights held in each class of securities (ix)			No. of Shares Underlying Outstanding convertible securities (including Warrants) (x)	Shareholding, as a % assuming full conversion of convertible securities (xi) = (vii)+(x) as a % of A+B+C2	Number of Locked in shares (xii)		Number of Shares pledged or otherwise encumbered (xiii)		Number of equity shares held in dematerialized form (xiv)			
								No. of Voting Rights					Total as a % of Total Voting Rights	No. (a)	As a % of total Share held (b)	No. (a)		As a % of total share held (b)		
								Class X	Class Y	Total									No. (a)	As a % of total share held (b)
1 Indian		0	0	0	0	0	0.00	0	0	0	0.00	0	0.00			0				
Individuals/Hindu undivided Family		2	464250	0	0	464250	43.40	464250	0	464	43.40	0	43.40	464250	100.00		464250			
MULJIBHAI MOHANBHAI PANSARA	ACM PP8949B		277290	0	0	277290	25.92	277290	0	277	25.92	0	25.92	277290	100.00		277290			
AMRUTLAL MOHANBHAI PANSARA	ACM PP8944N		186950	0	0	186950	17.48	186950	0	186	17.48	0	17.48	186950	100.00		186950			
Central Government/ State Government(s)		0	0	0	0	0	0.00	0	0	0	0.00	0	0.00	0	0.00		0			
Financial Institutions/ Banks		0	0	0	0	0	0.00	0	0	0	0.00	0	0.00	0	0.00		0			
1 Any Other (specify)		9	315740	0	0	315740	29.51	315740	0	315	29.51	0	29.51	315740	100.00		315740			







GOLDSTAR POWER LIMITED

D. B. Thakur
Company Secretary


	Other		9	315740 76	0	0	315747 6	29.51	315740 76	315 747 6	29.51	0	29.51	3157 476	100. 00		3157476
	VISHAL MULJIBHAI PANSARA	ANU PP02 18Q		621450 0	0	0	621450	5.81	621450 0	621 450	5.81	0	5.81	6214 50	100. 00		621450
	LILABEN M PANSARA	AOE PP99 55P		536610 6	0	0	536616	5.02	536610 6	536 616	5.02	0	5.02	5366 16	100. 00		536616
	GEETABEN AMRUTLAL PANSARA	AOD PP73 07Q		456000 0	0	0	456000	4.26	456000 0	456 000	4.26	0	4.26	4560 00	100. 00		456000
	NAVNEET MULJIBHAI PANSARA	ANU PP02 70A		417360 0	0	0	417360	3.90	417360 0	417 360	3.90	0	3.90	4173 60	100. 00		417360
	MULJI M PANASARA	AAH HP73 45A		378000 0	0	0	378000	3.53	378000 0	378 000	3.53	0	3.53	3780 00	100. 00		378000
	PANSARA AMRAT M	AAH HP73 44B		300000 0	0	0	300000	2.80	300000 0	300 000	2.80	0	2.80	3000 00	100. 00		300000
	DHRUTI NAVNEET PANSARA	AVE PP77 45A		285450 0	0	0	285450	2.67	285450 0	285 450	2.67	0	2.67	2854 50	100. 00		285450
	MANSHI VISHAL PANSARA	BIPP K896 7E		813000 0	0	0	813000	0.76	813000 0	813 00	0.76	0	0.76	8130 00	100. 00		813000
	SHIVAM AMRUTBHA I PANSARA	BEPP P3647 N		813000 0	0	0	813000	0.76	813000 0	813 00	0.76	0	0.76	8130 00	100. 00		813000
	Sub-Total (A)(1)		11	780000 00	0	0	780000 0	72.91	780000 00	780 000 0	72.91	0	72.91	7800 000	100. 00		7800000
2	Foreign		0	0	0	0	0	0.00	0	0	0	0	0.00	0	0.00		
1	Individuals (Non-		0	0	0	0	0	0.00	0	0	0	0	0.00	0	0.00		



	Resident Individuals/ Foreign Individuals)																		
3	Government	0	0	0	0	0	0.00	0	0	0	0.00	0	0.00	0	0.00			0	
3	Institutions	0	0	0	0	0	0.00	0	0	0	0.00	0	0.00	0	0.00			0	
1	Foreign Portfolio Investor	0	0	0	0	0	0.00	0	0	0	0.00	0	0.00	0	0.00			0	
3	Any Other (specify)	0	0	0	0	0	0.00	0	0	0	0.00	0	0.00	0	0.00			0	
	Sub-Total (A)(2)	0	0	0	0	0	0.00	0	0	0	0.00	0	0.00	0	0.00			0	
	Total Shareholding of Promoter and Promoter Group (A)= (A)(1)+(A)(2)	11	780000	0	0	780000	72.91	780000	0	780000	72.91	0	72.91	780000	100.00			7800000	



GOLDSTAR POWER LIMITED
D. B. Thakur
Company Secretary





GOLDSTAR POWER LIMITED

D.B. Thakur
Company Secretary

Table III- Statement showing shareholding pattern of the Public shareholder


	Category & Name of the Shareholders (I)	PAN (II)	Nos. of share holder (III)	No. of fully paid up equity shares held (IV)	Partly paid up equity share held (V)	Nos. of shares underlying Depository Receipts (VI)	Total nos. shares held (VII) = IV+V+VI	Shareholding % calculated as per SCR, 1957 As a % of (A+B+C2) VIII	Number of Voting Rights held in each class of securities (IX)			No. of Shares Underlying Outstanding convertibles securities (including Warrants) (X)	Total shareholding, as a % assuming full conversion of convertible securities (as a percentage of diluted share capital) (XI)	Number of Locked in shares (XII)		Number of Shares pledged or otherwise encumbered (XIII)		Number of equity shares held in dematerialized form (XIV)	
									No. of Voting Rights					Total as a % of Total Voting Rights	No. (a)	As a % of total Share held (b)	No. (Not applicable) (a)		As a % of total share held (Not applicable) (b)
									Class X	Class Y	Total								
1	Institutions		0	0	0	0	0	0.00	0	0	0	0.00	0	0.00	0	0.00	0	0	
a	Mutual Funds/		0	0	0	0	0	0.00	0	0	0	0.00	0	0.00				0	
b	Venture Capital Funds		0	0	0	0	0	0.00	0	0	0	0.00	0	0.00				0	
c	Alternate Investment Funds		0	0	0	0	0	0.00	0	0	0	0.00	0	0.00				0	
d	Foreign Venture Capital Investors		0	0	0	0	0	0.00	0	0	0	0.00	0	0.00				0	
e	Foreign Portfolio Investors		0	0	0	0	0	0.00	0	0	0	0.00	0	0.00				0	
f	Financial Institutions/ Banks		0	0	0	0	0	0.00	0	0	0	0.00	0	0.00				0	
g	Insurance Companies		0	0	0	0	0	0.00	0	0	0	0.00	0	0.00				0	
h	Provident Funds/ Pension Funds		0	0	0	0	0	0.00	0	0	0	0.00	0	0.00				0	
	Any Other (specify)		0	0	0	0	0	0.00	0	0	0	0.00	0	0.00				0	
	Sub-Total (B)(1)		0	0	0	0	0	0.00	0	0	0	0.00	0	0.00	0	0.00			





2	Central Government/ State Government(s) / President of India		0	0	0	0	0	0.00	0	0	0	0.00	0	0.00	0	0.00	0	0	
	Sub-Total (B)(2)		0	0	0	0	0	0.00	0	0	0	0.00	0	0.00	0	0.00	0	0	
3	Non-institutions		0	0	0	0	0	0.00	0	0	0	0.00	0	0.00	0	0.00	0	0.00	
a	Individuals -		188	235200	0	0	235200	21.98	235200	0	235200	21.98	0	21.98	0	0.00	0	0.00	2352000
	Individual shareholders holding nominal share capital up to Rs. 2 lakhs.		171	111600	0	0	111600	10.43	111600	0	111600	10.43	0	10.43	0	0.00	0	0.00	1116000
i	Individual shareholders holding nominal share capital in excess of Rs. 2 lakhs.		17	123600	0	0	123600	11.55	123600	0	123600	11.55	0	11.55	0	0.00	0	0.00	1236000
	RAJENDRA NAVALCHAND SHAH	AAD0HR2705J		156000	0	0	156000	1.46	156000	0	156000	1.46	0	1.46	0	0.00	0	0.00	156000
	HIMATLAL JETHALAL LAKHANI HUF	AAC0HH8304J		156000	0	0	156000	1.46	156000	0	156000	1.46	0	1.46	0	0.00	0	0.00	156000
	DINESH B SHAH NO-2 .	AAC0HD2431G		162000	0	0	162000	1.51	162000	0	162000	1.51	0	1.51	0	0.00	0	0.00	162000

	HITESH HIMATLAL LAKHANI	AAA0 HH6 234B	156000	0	0	156000	1.46	156000	156000	1.46	0	1.46	0.00	156000
3	NBFCs registered with RBI		0	0	0	0	0.00	0	0	0.00	0	0.00	0.00	0
3	Employee Trusts		0	0	0	0	0.00	0	0	0.00	0	0.00	0.00	0
1	Overseas Depositories (holding DRs) (balancing figure)		0	0	0	0	0.00	0	0	0.00	0	0.00	0.00	0
3	Any Other (specify)	3	546000	0	0	546000	5.10	546000	546000	5.10	0	5.10	0.00	546000
	Body Corporate	2	540000	0	0	540000	5.05	540000	540000	5.05	0	5.05	0.00	540000
	PRABHAT FINANCIAL SERVICES LIMITED - PROPRIET	AAA0 CP8 036 A	390000	0	0	390000	3.65	390000	390000	3.65	0	3.65	0.00	390000
	PANTOMAT H STOCK BROKERS PRIVATE LIMITED	AAH0 CP6 713F	150000	0	0	150000	1.40	150000	150000	1.40	0	1.40	0.00	150000
	Non-Resident Indian (NRI)	1	6000	0	0	6000	0.06	6000	6000	0.06	0	0.06	0.00	6000
	Sub-Total (B)(3)	191	2898000	0	0	2898000	27.08	2898000	2898000	27.08	0	27.08	0.00	2898000
	Total Public Shareholding (B)= (B)(1)+(B)(2)+ (B)(3)	191	2898000	0	0	2898000	27.08	2898000	2898000	27.08	0	27.08	0.00	2898000




GOLDSTAR POWER LIMITED

D. B. Dikes
Company Secretary

Table IV- Statement showing shareholding pattern of the Non Promoter-Non Public shareholder

Category & Name of the Shareholders (I)	PAN (II)	No. of share holder (III)	No. of fully paid up equity share held (IV)	Partly paid-up equity shares held (V)	Nos. of shares underlying Depository Receipts (VI)	Total no. shares held (VII= IV+V+VI)	Shareholding % calculate as per SCRR, 1957 As a % of (A+B+C2) (VIII)	Number of Voting Rights held in each class of securities (IX)			No. of Shares Underlying Outstanding convertible securities (including Warrants) (X)	Total shareholding, as a % assuming full conversion of convertible securities (asa percentage of diluted share capital) (XI)	Number of Locked in shares (XII)		Number of Shares pledged or otherwise encumbered (XIII)		Number of equity shares held in dematerialized form (XIV) (Not Applicable)	
								No. of Voting Rights					Total as a % of Total Voting rights	No.	As a % of total Share held	No. (Not applicable)		As a % of total share held (Not applicable)
								Class X	Class Y	Total								
1	Custodian/DR Holder	0	0	0	0	0	0.00	0	0	0	0.00	0	0.00	0	0.00	0	0.00	0
2	Employee Benefit Trust (under SEBI (Share based Employee Benefit) Regulations, 2014)	0	0	0	0	0	0.00	0	0	0	0.00	0	0.00	0	0.00	0	0.00	0
	Total Non-Promoter-Non Public Shareholding (C)= (C)(1)+(C)(2)	0	0	0	0	0	0.00	0	0	0	0.00	0	0.00	0	0.00	0	0.00	0



GOLDSTAR POWER LIMITED
D.B. Trakes
Company Secretary

Table II- Unclaim Details


Details of Shares which remain unclaimed may be given here along with details such as number of shareholders, outstanding shares held in demat/unclaimed suspense account, voting rights which are frozen etc.	
No. of shareholders	No of share held

Table III- Unclaim Details

Details of Shares which remain unclaimed may be given here along with details such as number of shareholders, outstanding shares held in demat/unclaimed suspense account, voting rights which are frozen etc.	
No. of shareholders	No of share held

Table III- Person in Concert

Details of the shareholders acting as persons in Concert including their Shareholding			
Name of shareholder	Name of PAC	No. of share	Holding %



GOLDSTAR POWER LIMITED
D. B. Thakur
Company Secretary